


Chocolate Sampler Quilt Along

Block 3- Two by Two



Fabrics shown: Lovestruck by Lella Boutique for Moda

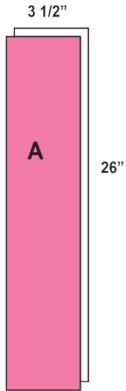
Dark Fabric	A	4 - 3 1/2" x 26"
Light Fabric	B	4 - 3 1/2 x 26"

- Seam allowance: Scant 1/4"
- Press as arrows indicate throughout
- Assumption using different fabrics for each block


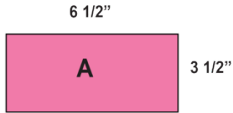
Helpful Tip

- If using fat quarters, cut 8 strips each fabric.

Piecing Instructions:
Assemble Units



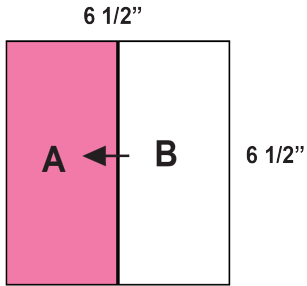
Take 1 Dark and Light piece and place right sides together, sew along the length of one side



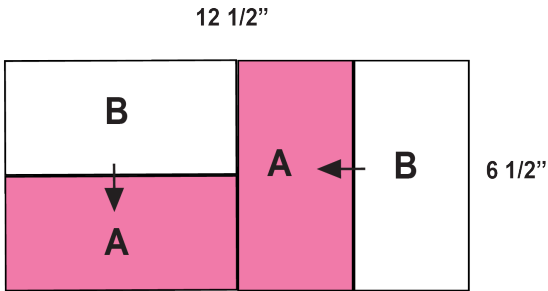
Sub-cut strip into four 6 1/2" blocks
Press open, pressing towards darker fabric

Chocolate Sampler Quilt Along

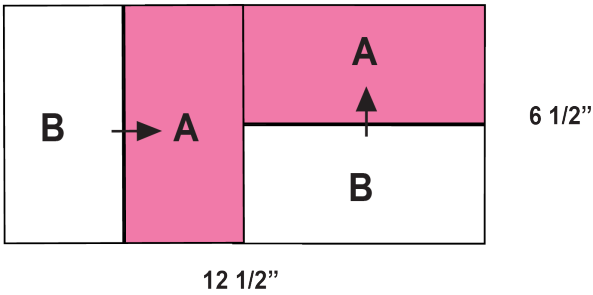
Block 3- Two by Two



Each unit should measure 6 1/2" x 6 1/2"



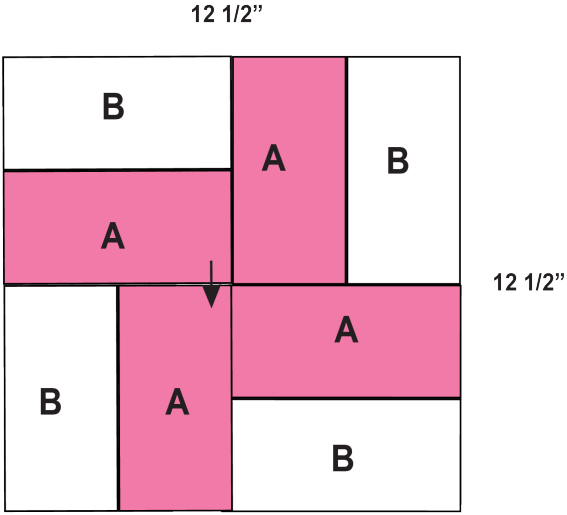
Unit should measure 6 1/2" x 12 1/2"



Unit should measure 6 1/2" x 12 1/2"

Chocolate Sampler Quilt Along

Block 3- Two by Two



Assemble the unit
Two by Two Block should measure 12 1/2" x 12 1/2"

Make four blocks